

Roster printing/Game Scoring/Jersey Numbers/Club Pass/ Accumulation Cards

Match Roster Printing

Log onto the Affinity site:

<https://oysa.affinitysoccer.com/Foundation/Login.aspx?sessionguid=>

Enter your User Name and Password in the boxes below. If you don't have a User Name and Password or can't remember it, please contact your club registrar or the OYSA registrar. They can look up your information for you. Do not try to create a new login, as this will delay getting into the system.



Oregon Youth Soccer Login

 Enter your username

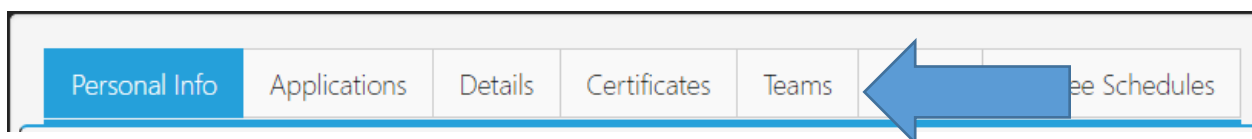
 Enter your password

LOGIN

[Help](#) | [Forgot password](#)

[TOURNAMENTS](#) [LEAGUES](#)

Once logged in, click on the My Account tab. This will pull up your profile with all your family members and the teams with which you and your family members are associated with. Scroll down to the Teams tab. (See arrows below).



Click on the Tournament & Schedule Apps. tab, then click on the Schedules/Game Scoring tab to the right of the league/tournament that your team is currently playing in.

Personal Info	Applications	Details	Certificates	Teams	Events	Referee Schedules
---------------	--------------	---------	--------------	--------------	--------	-------------------

Teams	Tournament & Schedule Apps.
--------------	--

Team (and Team ID)	Tournament / Schedule	Status	Submitted On	View
Ashland SC 01B MUFC Mutiny 4002-01CB18-2081	2019 PTT Presidents Cup - Spring	New	03-04-2019	View Tourn. App.
Ashland SC 01B MUFC Mutiny 4002-01CB18-2081	2019 PTT Winter League	New	11-30-2018	View Tourn. App. Schedules/Game Scoring

You will see a Print Roster button available for your upcoming weekend games. Rosters for Saturday games are available for printing on Thursday. Rosters for Sunday games are available for printing on Friday.

Bracket - Sunday, March 17, 2019

Game	Venue	Time	Field	Group	Home Team	Score		Away Team	Score
754813 <input type="button" value="Print Roster"/>	Wilsonville High School	10:30 AM	Trf2	A3 vs A6	Oregon Premier FC 01B Green 2	4	vs.	LCYSA 01B NCU	3

Each game has a specific roster that includes both the home and away teams. Click on the Print Roster button to print your roster. Referees have been instructed to only accept rosters printed from the Affinity Registration System and that the roster needs to include both teams.

Players who are suspended for a match will have a red **R** on the line with their name and will be crossed out. Players who are out due to a concussion for upcoming matches will have a red **Rx** on the line with their name and will be crossed out. Please keep in mind that if you have more than one game on a weekend, disciplinary issues are not updated until the following week. If a coach or a player receives a red card during the first weekend game, the roster for the next game(s) will not reflect the game (or games) suspension, even if the roster for the next game(s) is printed just before the second match. Participating by an ineligible player or coach will result in a forfeit of that game, and there may be additional penalties for a player or coach who participates when they know that they are suspended. Coaches are responsible for tracking player eligibility.

Game Scoring

After your match has been played, go to the same Tournament & Schedule Apps. - Schedules/Game Scoring tab as above. You will then want to click on the box in the Score column for the game.

<input type="checkbox"/>	763577	BU17 Timbers Premier Green	Bracket	Capital FC Soccer Complex	Turf	3/17	9:00AM	A1 vs. A6	Capital FC Timbers 02B Kagey	<input type="checkbox"/>	vs.	Westside Timbers 02B Copa White NLNC	<input type="checkbox"/>
--------------------------	--------	----------------------------	---------	---------------------------	------	------	--------	-----------	------------------------------	--------------------------	-----	--------------------------------------	--------------------------

A new Game Stats window will open.

The screenshot shows a web browser window with the URL <https://oysa.affinitysoccer.com/tour/gamestats/gamestats.asp?sessionguid=C6F3D750-26EC-47CC-A5C2-9...>. The page title is "Game Stat Entry".

Instructions:
The required fields are Team Colors and Team Scores. Team Colors cannot match.
In Goals/Cautions/Ejections section, Please select from the drop down to add goals, ejections, or cautions.

Game Information:
Game Number: 763577 | Date: 3/17/2019 | Time: 09:00 AM | Field: Turf
Home: Capital FC Timbers 02B Kagey | Visitor: Westside Timbers 02B Copa White NLNC
Colors: None None | Colors: None None

Score:
Home Score: 0 | Visitor Score: 0

Goals/Cautions/Ejections:
Two columns with dropdown menus for "Item Type" and "Reason", and "Add" and "Remove" buttons.

Referees Assignment:
Center Referees, Assistant Referees, Club Linesman (each with a dropdown menu).

Supplemental Incident Report / Game Comments:
Add Comment (Max 7000 chars per comment):

Buttons:
Clear Stats, Save Stats & Comment, Send SMS Text Message, Close, Print.

Legend:
DR - CAUTION - Delay Restart
DT - CAUTION - Dissent
E - CAUTION - Enter field improperly
FRD - CAUTION - Fails to Respect Distance
L - CAUTION - Leave field improperly
PI - CAUTION - Persistently Infringing Laws of the Game
UB - CAUTION - Unsporting Behavior
WTO - CAUTION - Warning to Team Official
2CT - EJECTION - Second Cauton
AL - EJECTION - Abusive / Offense Language
AL2 - EJECTION - Abusive/offensive language directed at another participant
AL3 - EJECTION - Abusive/offensive language directed at a referee
DGF - EJECTION - Denies Goal scoring opportunity by Impeding Foul
DGH - EJECTION - Denies Goal scoring opportunity Handling
IRB - EJECTION - Irresponsible Behaviour
S - EJECTION - Spitting
SFP - EJECTION - Serious Foul Play
VC - EJECTION - Violent Conduct

1 or more referees can be assigned to a game. To add referees simply scroll through the names on the "Available Referees" list and click "Add/Remove" to add/Remove the referee to this game. If the referee is not already in the system, you can add him/her by clicking "Create New Referee".

Enter your score for the match for both the home team and visiting team. DO NOT enter any cautions or ejections as those will be entered by the league administrator from information gathered from the referee report. When done, click on the Save Stats & Comments. Only a rostered adult member of the team with an Affinity login can access the Stats Update to enter scores.

Please remember that it is extremely important that all scores are entered into the system by BOTH teams after your games. As you enter scores the standings will be updated in the system. When scores are entered by both teams that differ from one another, you will see a red (CS) which means that the game has a conflicting score entered. The OYSA staff then looks at the referee report and enters the referee's reported score as the official score. If scores are not entered by Wednesday, the OYSA staff will enter the score using the referee reported final score.

Entering Player Jersey Numbers

Please make sure that all player jersey numbers have been entered prior to the league/cup starting. You only need to enter jersey numbers into the system once if you do it here! Follow the below instructions on how to enter your players jersey numbers.

Click on the Teams tab, then click on the Teams tab below that. Select your team in the seasonal year that we are currently in by clicking on the Team Info tab to the right of that seasonal year.

Team	Team Id	Season	View
ASC 00B	4002-01CB19-2082	Fall 18-19	Team Info Apply to Tournament
Ashland SC 01B MUFC Mutiny	4002-01CB18-2081	Fall 18-19	Team Info Apply to Tournament

Show Past Teams

Click on the Team Roster tab at the top of your screen, then click on the Edit Player Team Info tab at the bottom of your screen. This will let you enter your entire team's jersey numbers at one time. Be sure to enter the numbers in both the home and away columns as the information entered into the home column is used when your team is the home team and the information in the away column is used when your team is the away team. Save changes when done.

Ashland SC 01B MUFC Mutiny
4002-01CB18-2081

Team Details Team Roster Tournament Website

Email Selected	SMS Selected	Print Assignment Codes	Create Tournament Roster
Edit Player Team Info	Print Game Card	Print Concussion Receipt	Print Team Roster
Print Team Payments	Print Uniform Report	Print Team Roster/Email	Player Application Forms

Ashland SC 01B MUFC Mutiny
4002-01CB18-2081

Team Details **Team Roster** Tournament Rost

Edit Player Jersey Numbers

Home Jrs#	Away Jrs#	Position

18 players

Add Club Pass Player

Adding a Club Pass player to your roster means adding a player that is age legal and a player from within your club to your match roster(s). This feature allows a team to borrow a player for one match or several matches without taking them off of their initial roster. This can only be done for league play. This does not work for Cup or tournament play. Each club handles Club Pass players differently. If you have any questions regarding if your club allows the Club Pass feature to be used, please contact your club Registrar or DOC.

To borrow a Club Pass player, you will also need to have their Member Pass (players card) at the match that they will be playing in. Or you can also use the Digital Roster.

To Club Pass a player. Go the the Team – Tournament & Schedule Apps tabs. Then go to the View Tourn App. tab to the right of your team as it sits in the league.

Personal Info Applications Details Certificates **Teams** Files

Tournament & Schedule Apps.

Team (and Team ID)	Tournament / Schedule	Status	Submitted On	View
Ashland SC 01B MUFC Mutiny 4002-01CB18-2081	2019 PTT Presidents Cup - Spring	New	03-04-2019	▶ View Tour. App.
Ashland SC 01B MUFC Mutiny 4002-01CB18-2081	2019 PTT Winter League	New	11-30-2018	▶ View Tour. App. ▶ Schedules/Game S...

Show Past Apps

Go to the Player Roster Tab at the top of the screen then click on the Add Club Pass Player tab at the bottom of the screen. You will be asked to give a name to search for. Enter the players last name, first name and click on the Search button. You will see the player show up below. Click on the Add to Roster. Using this feature will not allow you to roster an ineligible player. This feature is the most efficient and best way to borrow a player as it will save you from making a mistake! The player will now show up on your official roster with a CP next to their name identifying that they are a Club Passed player.

Ashland SC 01B MUFC Mutiny - BU19
4002-01CB18-2081

Team Info Contacts **Player Roster** Comments Review

Sync Roster Print Page Set Active Players Add Club Pass Player Send Mail << Back to My Account

Ashland SC 01B MUFC Mutiny - BU19
4002-01CB18-2081

Team Info Contacts **Player Roster** Disciplinary Comments Review

Add Club Pass Player to Roster
Player must be on another active team in the correct season from the same league or club and age appropriate for this team – League/Club #4002 Ashland Soccer

Search By Last name, f... Search For: * Search

IDNum	Player Name	DOB	Gender	Team	Teamcode	Club	Add to Roster
-------	-------------	-----	--------	------	----------	------	---------------

Team Accumulation Points

Head coaches are responsible for keeping track of their team(s) accumulated cards. OYSA will communicate with team(s) that are getting close to hitting the 10, 15, 20-point mark for the purpose of a warning.

Team Penalties for Accumulated Cards During the League Season

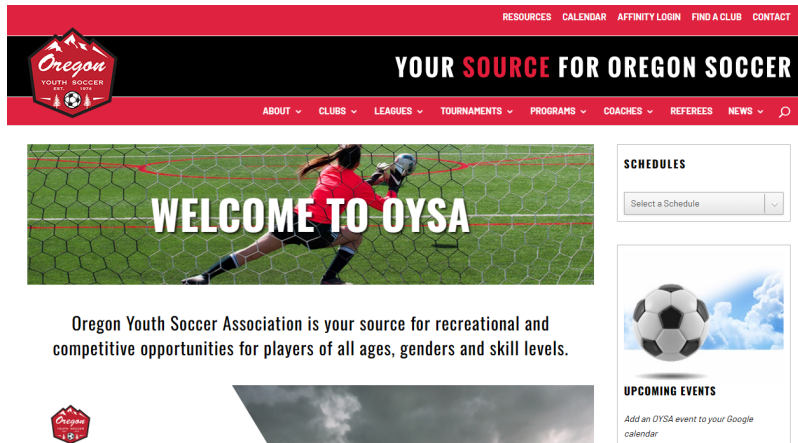
- Teams accrue penalty points for cautions and send-offs given to players, coaches, or team officials in a Game.
 - (i) Cautions – 1 point
 - (ii) Send-off – 3 points (send-offs for receiving two cautions results in 3 total points)

League Disciplinary Action from Points Accrual

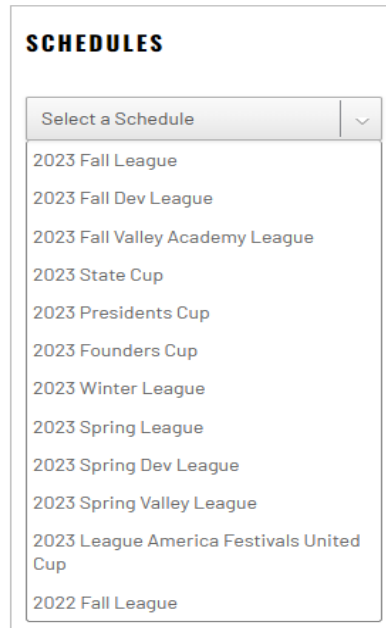
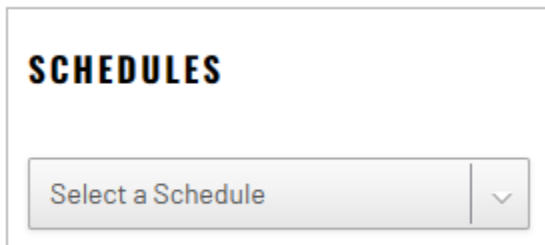
- (a) 10 points accrued in a seasonal year.
 - (i) Warning to the team's administrators with copies sent to the club's president, director of coaching, coaching staff, and registrar.
- (b) 15 points accrued in a seasonal year.
 - (i) Second Warning to the team's administrators with copies sent to the club's president, director of coaching, coaching staff, and registrar.
 - (ii) 1-3 points may be docked from the team. (iii) Notice of reprimand sent to the team's head coach detailing the team's disciplinary record.
- (c) 20 points accrued in a seasonal year.
 - (i) Removed from the league.
 - (ii) Team is placed on probation.
 - (iii) Notice of probation will include a detailed listing of the team's disciplinary record, and the conditions of the probation as determined by the league's Disciplinary Committee.
- (d) Violating probation will be punished as determined by the league's Disciplinary Committee.
 - (i) Team may be removed from the league and all of their remaining games may be forfeited.
 - (ii) Team may be barred from participating in any competitions operated by the OYSA for the remainder of the seasonal year.

(iii) Further disciplinary proceedings may be undertaken against the team and/or club by OYSA

Visit the OYSA website: www.oregonyouthsoccer.org



Click on the Schedules dropdown options and select the current league that applies to your team (s).



Once you have found your division, click on the cards tab on the far right. This will give you a list of the cards for all teams in your bracket.

Boys **Girls**

			Champion	Finalist				Published
Boys Under 11	Brackets	Schedule & Results	OVF Alliance 13B SCA	PCU 13B Red 1	Standings	Statistics	Cards	11/19/2023 1:54:00 PM
Boys Under 12	Brackets	Schedule & Results	Columbia Premier SC 12B Black 2	LASC 12B Eagles	Standings	Statistics	Cards	11/27/2023 12:02:00 PM
Boys Under 13	Brackets	Schedule & Results	RV Timbers 11B Red	FC Portland 11B White	Standings	Statistics	Cards	11/19/2023 11:22:00 AM
Boys Under 14	Brackets	Schedule & Results	NWUSA 10B Coras	MVSC 10B Tigres	Standings	Statistics	Cards	11/27/2023 2:26:00 PM