

# SAFESPORT TRAINING

Due to the Center for SafeSport's transition to a new training platform called Absorb, the below instructions have been updated as of 4/6/2022.

This document assists you with registering as a new or returning coach or club administrator in completing your SafeSport training. This training is required of any head coach, assistant coach, team manager or board member to complete on a yearly basis. The first time that the course is taken is the full training that requires at least 90 minutes of your time. Each time thereafter is the refresher course which requires about 15 minutes of your time.

Your First Name, Last Name and Email MUST match exactly what is in U.S. Soccer Connect (Affinity) for your training certificate to load into the system. If your coaching/board/parent information in Affinity says William, then that is what you want SafeSport to have as well – not Bill. If you are unsure how your information is entered into U.S. Soccer Connect, please reach out to your club registrar to assist you. If all 3 pieces of information are exactly the same, then SafeSport will load your updated certificate directly into U.S. Soccer Connect. As a back up, please download your completed certificate and have on hand just in case.

## RETURNING REGISTRATIONS

See your Club Registrar for link.

]Click on the login button at the top right of your screen.



Enter your Username and Password and click on Login.

Login below to see all your courses.

Username

Password

Login

Keep me logged in

[Forgot Password?](#)

OR

Sign Up

Agree to the Terms and Conditions.

Click on My Courses.

Click on Re-enroll for the course that is available and start the course.

The screenshot displays a user interface for course management. At the top, there are three course cards, each with a 30-minute duration and a checkmark icon. The first card, 'Refresher 2: Preventing Misconduct - U.S. Soccer Curriculum', is marked as 'Completed'. The second card, 'Refresher 1: Recognizing and Reporting Misconduct - U.S. Curriculum', has a 'Re-enroll' button. The third card, 'SafeSport Trained - U.S. Soccer Federation Curriculum', is also marked as 'Completed'. Below these is a fourth card, 'Refresher 1: Recognizing and Reporting Misconduct - U.S. Curriculum', with a 'Start' button. To the right, the 'Course Content' section shows a 'Group 1' containing the selected course, 'Refresher 1: Recognizing and Reporting Misconduct - NGB', which is highlighted in yellow.

# SAFESPORT REFRESHER ONE

Course Name – click the arrow at the bottom right of the form to move to the next page.



Select the Course Language – click the arrow to continue.

## COURSE INSTRUCTIONS

- Each lesson must be completed before advancing.
- Once you have completed a lesson, use the “>” arrow to advance.
- Use the menu to view a list of all lessons, including those which you have completed.
- Return at any time and pick up where you left off.
- To view resources regarding abuse or if you need help now, click on the resources button at the top of your screen.

Course Instructions – click the arrow to continue.

## DISCLAIMER

By accessing the training, I affirm that I am at least 18 years old. If I am not, I understand that prior to taking the training I must obtain parental consent and provide it to the appropriate personnel at the organization requiring training.

This training is provided by the U.S. Center for SafeSport. Completing the training results in a course completion record, or "SafeSport Trained." Training completion does not certify individuals or organizations, nor does it provide certification.

**Please note:**

**This course contains information about various forms of abuse. The content may be uncomfortable or trigger trauma for some participants.**

If you have personally experienced sexual abuse and need help, please contact RAINN at [rainn.org](http://rainn.org) or 1-800-656-4673.

**ACKNOWLEDGE**

Acknowledge the Disclaimer form.

Start the training by clicking on the arrows to continue and proceed through the course.

## COURSE COMPLETE

### THANK YOU!

Please take a moment to participate in our survey and share your experience.

When you are done, come back to this window to exit the course by clicking the "X" icon above the Resources Tab.

To view instructions on how to download your course certificate, click on the button below.


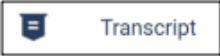
**SURVEY**

**CERTIFICATE INSTRUCTIONS**





You are able to take a short survey when finished or to print your certificate, click on the Certification Instructions.

## Download or Print a Certificate


If your sport organization has given you instructions on how to download a certificate, please use those instructions. If not, please follow the instructions below.


1. Log into [safesporttrained.org](https://safesporttrained.org)
2. Select the **Menu** icon at the top right. 
3. Select **Transcript** from the menu. 
4. The Transcript page displays. Locate and select the certificate you want to download from the Certificates section.


Certificates <span style="float: right;">Certificate is expired</span>			
Course Title	Valid From	Expires	View
SafeSport Trained - FFS	November 23, 2020 11:05 AM		<a href="#">Download</a>
SafeSport Trained - FFS	November 23, 2020 1:41 PM		<a href="#">Download</a>

5. Select the **Download** button for the course certificate you want to download. 
6. The certificate displays. To download the certificate, select the **Download** icon at the top right. 
7. To Print the certificate, select the **Print** icon at the top right. 
8. When you are finished select the **X** icon to close the tab. 

Follow the above instructions on downloading your certificate.


 Dashboard

 My Courses

 Catalog

 Calendar

 Transcript

 Profile

 Log Off

Refresher 1: Recognizing and Reporting Misconduct

April 6, 2022  
2:08 PM

April 6, 2023  
2:08 PM

[Download](#)

Please retain a copy if for some reason the API does not work.

## NEW REGISTRATIONS

See your Club Registrar for link.

Please do not post this link on any public platform. The link is for U.S. Soccer affiliated participants only.

Use the above link to login.

Complete information on “Sign Up” page.

Agree to the Terms & Conditions.

For first time users, do not select any courses from the Catalog. Please only choose the Course that is highlighted below for “Soccer”.



Catalog



Click on the Start button to begin the course.

Enroll and Start the course.

Once you have completed the course, follow the instructions below on downloading and saving your certificate.

For any questions regarding your SafeSport account, please click here for the most common questions and answers.

<https://safesport.org/help/index/category/technical>